



**CENTRAL WATER DISTRICT**  
400 Cox Road – Post Office Box 1869  
Aptos, California 95001-1869  
831.688.2767 www.centralwaterdistrict.us.com

**Board of Directors**  
Robert Marani, President  
Frances Basich Whitney, Vice-President  
Marco Romanini  
Robert Postle  
John Previsich  
**District Manager**  
Ralph Bracamonte

**BOARD OF DIRECTORS  
REGULAR BOARD MEETING AGENDA**

**WEDNESDAY, APRIL 15, 2026, 6:00 PM**

**MEETING LOCATION**  
Central Water District Office  
400 Cox Road, Aptos, California

1. CALL TO ORDER AND ROLL CALL
2. ADDITIONS TO THE AGENDA
3. PUBLIC COMMENT  
*The public may make a brief statement, not to exceed three (3) minutes, on matters within the jurisdiction of this District Board, which are not listed on the agenda. This is the appropriate place to comment on items on the Consent Agenda.*
4. CONSENT AGENDA  
*The Consent Agenda deals with routine and non-controversial matters. A Board member may pull an item from the Consent Agenda for discussion. One motion shall be made to approve all non-removed items.*
  - A. March 18, 2026 Minutes DRAFT
  - B. Accounts Payable
5. RECEIVE WRITTEN COMMUNICATIONS
6. RECEIVE MANAGER’S REPORT
7. RECEIVE OPERATION SUPERVISOR’S REPORT
8. CAPITAL IMPROVEMENT PROJECTS
  - A. Well 14 Project Updates (MKN Progress Report)
9. UNFINISHED BUSINESS
  - A. Agreement for Fire Hydrants between CWD & Central Fire District Update

10. NEW BUSINESS
  - A. Consider and Approve Wage & Benefits for Fiscal Year 2026-27
  
11. SANTA CRUZ MID-COUNTY GROUNDWATER AGENCY (MGA)
  - A. March 19, 2026 Board Meeting Highlights
  - B. The next Board Meeting will be held on June 18, 2026.
  
12. RECEIVE INFORMATIONAL REPORTS
  - Santa Cruz County Consolidated Redevelopment Successor Agency Oversight Board (COB)
  - ACWA/Joint Powers Insurance Authority (ACWA/JPIA)
  - Integrated Regional Water Management (IRWM)
  - Water Conservation
  - This Month in History
  
13. FUTURE AGENDA ITEMS
  - Master Plan & CIP Projects
  
14. ADJOURNMENT
  - The next regular Board meeting will be held on Wednesday, May 20, 2026 at 6:00 p.m.
  - *Next Resolution No. 01-26*

The complete Board packet including subsequently distributed materials and presentations is available at the Board Meeting, in the Administrative Offices of the District, and posted on the District's website at <https://www.centralwaterdistrict.us.com/board-meetings>. All items appearing on the agenda are subject to action by the Board. Staff recommendations are subject to change by the Board.

Any public record distributed to the Board less than 72 hours prior to this meeting in connection with any agenda item shall be made available for public inspection at the District office. Public records distributed during the meeting, if prepared by the District, will be available for public inspection at the meeting. If the public record is prepared by a third party and distributed at the meeting, it will be made available for public inspection following the meeting at the District office.

Notes: Requests for a disability-related modification or accommodation, including auxiliary aids or services, to attend or participate in a meeting should be made to District Administration during regular business hours at (831) 688-2767. Notification received 48 hours before the meeting will enable the District to make reasonable accommodations.



**CENTRAL WATER DISTRICT**  
400 Cox Road—Post Office Box 1869  
Aptos, California 95001-1869  
Board of Directors Meeting Minutes  
March 18, 2026 – 6:00 p.m.

- 1. CALL TO ORDER:** The meeting of the Board of Directors of the Central Water District was called to order on March 18, 2026 at 6:00 p.m. by Vice-President Frances Basich Whitney, since Board President Marani was absent.

**ROLL CALL:** Directors Present: Marco Romanini, Robert Postle, John Previsich, and Frances Basich Whitney.  
Directors Absent: Robert Marani  
District Manager: Ralph M. Bracamonte  
Secretary, Staff & Guests:  
Office Administration, Jennifer Collins and Heather Mazanek  
Operations Supervisor, Edward Flores

- 2. ADDITIONS TO THE AGENDA:** *NONE*

- 3. PUBLIC COMMENT:** *NONE*

- 4. CONSENT AGENDA:**

- **Meeting Minutes**

February 18, 2026 Meeting Minutes DRAFT

- **Accounts Payable**

The Board of Directors reviewed the Accounts Payable for the March 2026 Board Meeting.

**MOTION:** Director Romanini made a motion to approve the February 18, 2026 minutes and the Accounts Payable for the March 2026 Board Meeting, as presented. The Accounts Payable totaled \$205,198.63 and included vendor claims in the amount of \$163,822.14, compensation for employees in the amount of \$40,876.49, and Directors' compensation in the amount of \$500. The Directors voted and passed the

motion. Vote Count, Yes: Romanini, Postle, Previsich, and Whitney. Vote Count, No: None. Vote Count, Absent: Marani. Vote Count, Abstain: None.

**5. RECEIVE WRITTEN COMMUNICATIONS:** *NONE*

**6. DISTRICT MANAGER'S REPORT:** The District Manager presented his monthly report to the Board of Directors, highlighting some of the District's business activities as follows:

- District staff submitted the 2025 Electronic Annual Report (eAR).
- District staff met with the California Special Districts Association (CSDA) regarding services that are available for due-paying members and other special districts.
- District staff are continuing to collect annual Statement of Economic Interests Form 700's from Board Directors and required staff, with a final due date of April 1, 2026.

*Vice-President Whitney directed that the Manager's Report be filed.*

**7. OPERATIONS SUPERVISOR'S REPORT:** The District's Operations Supervisor presented his monthly report to the Board of Directors, highlighting some of the District's Operations activities as follows:

- Operations staff continue to identify and assist customers with leaks, and continue to support customers who are using EyeOnWater monitoring software to troubleshoot and repair leaks on their property.
- Operations staff are still working with Maggiora Bros. Drilling, Inc. to repair Well 10.
- Facility improvements were completed at Well 12, to improve ventilation for the sensitive electrical equipment housed in the pump station.
- Staff performed flushing operations.
- Operations staff quickly responded to an unplanned PG&E power outage, so that there were no interruptions to water service.

*Vice-President Whitney directed that the Operations Supervisor's Report be filed.*

**8. CAPITAL IMPROVEMENT PROJECTS:** The District Manager and the Board of Directors discussed the Well 14 Project updates, as presented. They also discussed additional expenses (e.g, perimeter fencing for the new well site, etc.), as well as the authorization of additional funds for MKN project management services during the completion of the Well 14 pump building construction phase.

**MOTION:** Director Previsich made a motion authorizing additional funds for MKN Well 14 project management services, not to exceed \$20,000. The Directors voted and passed the motion. Vote Count, Yes: Romanini, Postle, Previsich, and Whitney. Vote Count, No: None. Vote Count, Absent: Marani. Vote Count, Abstain: None.

**9. UNFINISHED BUSINESS:**

**Agreement for Fire Hydrants between CWD & Central Fire District**

The Operations Supervisor provided the Board of Directors with updates regarding his discussions with other local agencies and their plan to meet to discuss further. *No Board action was taken at this time.*

**10. NEW BUSINESS:**

- Consider and Approve Aptos High School Will Serve Response Letter  
The District Manager and the Board of Directors discussed the opportunity for the Central Water District to become a primary water source for Aptos High School, due to their water well's exceedance of the new hexavalent chromium Maximum Contaminant Level (MCL).

**MOTION:** Director Postle made a motion to have District staff send the drafted response letter to Aptos High School's Operator of Record. Vote Count, Yes: Romanini, Postle, Previsich, Whitney, and Marani. Vote Count, No: None. Vote Count, Absent: None. Vote Count, Abstain: None.

- Receive & Accept the Central Water District Biannual Report  
The District Manager presented the Central Water District Biannual report to the Board of Directors.  
**MOTION:** Director Romanini made a motion to accept the Central Water District Biannual Report presented. Vote Count, Yes: Romanini, Postle, Previsich, Whitney, and Marani. Vote Count, No: None. Vote Count, Absent: None. Vote Count, Abstain: None.

**11. SANTA CRUZ MID-COUNTY GROUNDWATER AGENCY (MGA):**

- The next Board Meeting will be held on March 19, 2026.  
At this time, the Board briefly discussed the appointments that will be made at the meeting, including members of the ad hoc committee to assess funding options, and election of officers.

**12. RECEIVE INFORMATIONAL REPORTS:**

- ACWA/Joint Powers Insurance Authority (ACWA/JPIA)
- Integrated Regional Water Management (IRWM)
- Water Conservation

- This Month in History

**13. FUTURE AGENDA ITEMS:**

- Master Plan & CIP Projects Update

**14. ADJOURNMENT:** All present Board business having been concluded for the March 18, 2026 meeting, Vice-President Frances Basich Whitney adjourned the meeting at 7:27 p.m. The next regular meeting will be held on April 15, 2026 at 6:00 p.m.

Respectfully submitted,

---

Jennifer Collins, Secretary to the Board

APPROVED:

---

Frances Basich Whitney, Board Vice-President

DRAFT

**Accounts Payable  
Central Water District April 2026**

**General Expenditures**

Account #	Account Description	Account Name	Purchase Description	Amount
681410 53010	Health, Dental, Vision	ACWA/JPIA	May 2026 Health Benefits	\$8,096.92
681410 62381	Professional & Special Services	Badger Meter	Cellular & Hosting Services (March 2026)	\$331.74
681410 61848	Maint-Strct/Impr/Grds-Oth-Services	Greenwaste	Garbage Service (4/1 - 5/31/26)	\$162.00
681410 62381	Professional & Special Services	Hope Services	March Billing Services	\$294.00
681420 61846	Maint-Strct/Impr/Grds-Oth-Supp	Mid Valley Supply	Chlorine	\$686.91
681410 62381	Professional & Special Services	Michael K. Nunley & Associates, Inc.	Well 14 Engineering Design & Support Services	\$9,819.00
681410 62381	Professional & Special Services	Mission Printers	Billing Envelopes	\$535.80
681410 61915	Laboratory Fees	Monterey County Health Dept. Lab	Water Sampling	\$136.00
681410 62304	Attorney	Noland Hamerly Etienne & Hoss	Monthly Attorney Fees	\$1,260.00
681420 86110	Buildings and Improvements	Pace Supply	Ultra Sonic Meter-Parkhurst & Circuit Board-Well 12	\$5,374.00
681410 63074	Utilities	PG&E Company	General Operations	\$138.55
681420 63074	Utilities	PG&E Company	Wells/Treatment	\$10,456.07
681430 63074	Utilities	PG&E Company	Transmission/Distribution	\$3,725.21
681410 62381	Professional & Special Services	Santa Cruz Fire Equipment Company	Annual Fire Extinguisher Maintenance	\$166.58
681410 61915	Laboratory Fees	Wachtel Enviromental Consulting	Water Sampling (3/3/26 - 3/17/26)	\$130.00

**US Bank**

681410 61221	Communications	Charter/Spectrum	Internet/Phone	\$228.89
681410 61221	Communications	Southwest Answering Service	Answering Service	\$180.88
681410 62219	PC Software Purchases	Google G Suite	Monthly Software Subscription	\$316.80
681410 62219	PC Software Purchases	ESRI	Annual GIS Subscription	\$700.00
681410 62223	Office Supplies	Safeway	Office Supplies	\$12.49
681410 62223	Office Supplies	CVS	Office Supplies	\$25.38
681410 62223	Office Supplies	Dollar Tree	Office Supplies	\$27.35
681410 62381	Professional & Special Services	Exceedio	Monthly Network, Training, PC/Printer & Firewall	\$761.57
681410 62381	Professional & Special Services	First Alarm	Standby Battery	\$51.92
681410 62381	Professional & Special Services	Streamline	Monthly Subscription	\$314.00
681410 62826	Education and/or Training	Water Opcert School	Exam Reveiw for Backflow Cert.	\$62.10
681410 62920	Gas, Oil, Fuel	Fuel	Vehicles	\$278.33
681410 63074	Utilities	Dassle's	Propane (Office)	\$338.41
681420 61846	Maint-Struct/Imps/Grds-Other-Supp	Home Depot	Well 12 Fan & PRV Station Hames/Pleasant Vly.	\$683.12
681420 61846	Maint-Struct/Imps/Grds-Other-Supp	Ace Hardware	Valve Part - Well 12 Chlorinatore	\$54.73
681430 62500	Equipment Lease & Rent	AT&T	Rental Line	\$31.76

**Total General Claims \$45,380.51**

**Pre-authorized Expenditures**

681410 62301	Accounting & Auditing Fees	County of Santa Cruz	Vendor Claims FY 25/26	\$1,788.76
681410 62301	Accounting & Auditing Fees	County of Santa Cruz	Payroll Warrants & Auto Deposits	\$1,918.56

**Total Pre-authorized Expenditures: \$3,707.32**

**Capital Expenditures**

681430 61860	Main Line Repairts-Services	Iconix	Fire Hydrant & Gaskets	\$3,675.61
681430 61860	Main Line Repairts-Services	Pace Supply	Hydrant Guard	\$2,657.15
681430 86110	Building & Improvements	J. Johnson Company	Well 14 CIP (Final Payment)	\$28,279.21

**Total Captial Expenditures: \$34,611.97**

**Contributions to Other Agencies**

**Total Contributions to other Agencies: \$0.00**

**Credits**

**Total Credits: \$0.00**

**TOTAL CLAIMS: \$83,699.80**

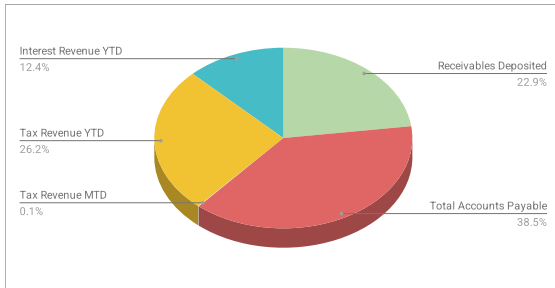
**Accounts Payable  
Central Water District April 2026**

**Staff Compensation**

Ralph Bracamonte	Gross Pay 3/6/26	\$8,120.00
Edward Flores	Gross Pay 3/6/26	\$4,962.51
Heriberto Ruiz	Gross Pay 3/6/26	\$2,260.23
Jennifer Collins	Gross Pay 3/6/26	\$2,623.05
Heather Mazanek	Gross Pay 3/6/26	\$2,263.73
Ralph Bracamonte	Gross Pay 3/20/26	\$8,120.00
Edward Flores	Gross Pay 3/20/26	\$4,403.42
Heriberto Ruiz	Gross Pay 3/20/26	\$2,556.26
Jennifer Collins	Gross Pay 3/20/26	\$2,704.46
Heather Mazanek	Gross Pay 3/20/26	\$2,263.73
<b>Total Staff Compensation:</b>		<b>\$40,277.39</b>

**Directors' Compensation**

John Previsich	March Meeting	\$100.00
Robert Postle	March Meeting	\$100.00
Marco Romanini	March Meeting (2)	\$200.00
Frances B. Whitney	March Meeting	\$100.00
Robert Marani	March Meeting (2)	\$200.00
<b>Total Board Compensation:</b>		<b>\$700.00</b>



Total Claims:	\$83,699.80
Salaries:	\$40,277.39
Directors' Compensation:	\$700.00
<b>Total Accounts Payable:</b>	<b>\$124,677.19</b>

Receivables Deposited <b>MTD</b>	<b>\$74,243.71</b>
Total Accounts Payable	<b>\$124,677.19</b>
Tax Revenue <b>MTD</b>	<b>\$227.53</b>
Interest Revenue <b>MTD</b>	<b>\$0.00</b>
Tax Revenue <b>YTD</b>	<b>\$84,802.06</b>
Interest Revenue <b>YTD</b>	<b>\$40,215.40</b>



CENTRAL WATER DISTRICT  
400 Cox Road – Post Office Box 1869  
Aptos, California 95001-1869  
(831) 688-2767

DATE: April 8, 2026  
TO: Board of Directors  
FROM: District Manager  
SUBJECT: Monthly Report

District staff successfully completed and submitted the Electronic Annual Report (EAR) to the California State Water Resources Control Board. This significant undertaking involved the thorough compilation of various data related to the District's Operations, financial performance, and compliance metrics during the past year.

I am pleased to report that Eddie Ruiz successfully passed his California State Operator D2 certification exam. This is a significant accomplishment that demonstrates his dedication, expertise, and commitment to maintaining the highest standards in water operations. This certification is crucial for his continued growth within the District and ensures that we have qualified personnel operating our facilities in compliance with all state regulations.

The District Manager hosted a recent meeting of the Santa Cruz County Water Managers that was held at Sevy's restaurant in Aptos. This monthly gathering allows all local Water Managers to share accomplishments, collaborate on mutual concerns, all while sharing a meal together.

In order to clarify remote meeting participation guidelines for the Board of Directors, District staff created the following diagram: [CWD BOD Remote Teleconferencing Guidelines](#) .

SB 827 Fiscal & Financial Training for elected and appointed officials is now required. Available Board Directors and staff were registered for the in-person workshop on May 18, 2026 from 9:00 a.m to 12:00 p.m. *Please mark your calendars!*

Also, attached for your review is the following data:

1. Statistical Data Sheet
2. Cash Flow Report
3. Revenues/Monthly Interest Report
4. Expenditures
5. Monthly Financial Review Report

**Well 14 CIP Project Status Update**

Pre-construction and Design **Completed**

Environmental Documentation **Completed**

Drill Well & Pertinent Component Construction Proposal

**Award of Contract & Notice to Proceed Completed**

Electrical Installation Proposal

**Award of Contract & Notice to Proceed Completed**

Water Transmission Pipe Installation Proposal

**Award of Contract & Notice to Proceed Completed**

PG&E Engineering **Service Contract Signed Completed**

PG&E Dedicated Easement **Completed**

Request Well Permit from County of Santa Cruz **Completed on March 18,2024**

Request Proposal for Project Management **Completed**

MKN Construction Management Professional Services Agreement **Completed**

***Additional Well #14 Project Information updates can be found on the CIP agenda item memo.***

**STATISTICAL DATA (March 2026)**

<b>BILLING</b>	<b>2026</b>	<b>2025</b>	<b>% Change</b>
Total Accounts:	825	826	
Accounts Billed on 4/1/26 (Routes 2 & 3):	373	374	
Accounts Billed:	\$86,201	\$53,095	
Average Bill:	\$231	\$142	
Bi-Monthly Residential Consumption (gal):	5,178,404	3,304,664	<b>57%</b>
Monthly Ag/Commercial Consumption (gal):	2,204,356	1,109,284	<b>99%</b>
<b>Total:</b>	<b>7,382,760</b>	<b>4,413,948</b>	<b>67%</b>
Average Residential Consumption (gal):	14,587	9,309	
Average Total Consumption (gal):	19,793	11,802	
District Office Use (gal):	Not Read	Not Read	

<b>WELL DATA (Gallons)</b>	<b>Monthly Production</b>	<b>GPM</b>	<b>Monthly Production</b>	<b>GPM</b>
	<b>2026</b>		<b>2025</b>	
Production Wells				
Well #4	<b>1,115,551</b>	129	<b>763,404</b>	159
Well #10 *	<b>0</b>	0	<b>0</b>	0
Well #12	<b>9,111,619</b>	528	<b>9,507,639</b>	582
<b>Total Production</b>	<b>10,227,170</b>		<b>10,271,043</b>	
<b>Annual Production Increase /Decrease</b>	<b>-0.4%</b>		<b>26.6%</b>	
<i>Residential:</i>				
Average Gallons per Day	<b>258,800</b>		<b>295,541</b>	
Avg. Gallons per Person /Day (pop. 2,700)	96		109	

\* Note: In March 2025 & March 2026 Well #10 was offline for repairs.

**CENTRAL WATER DISTRICT CASH FLOW**

**March 2026**

	<b>MTD</b> 3/1 - 3/31/26	<b>FYTD</b> 31-March-2026	<b>Prior FYTD</b> 31-March-2025
<b>REVENUES:</b>			
Taxes	\$225.56	\$84,757.74	\$78,377.58
Interest	\$0.00	\$40,215.40	\$47,217.41
Aid/Gov't Agencies	\$0.00	\$351.00	\$337.00
Water Sales	\$73,316.31	\$983,303.84	\$941,666.36
Fines, Forfeitures	\$1.97	\$44.32	\$27.97
Connection Fees	\$0.00	\$0.00	\$0.00
Hydrant Water Sales	\$0.00	\$0.00	\$0.00
NSF Checks	\$0.00	\$0.00	\$0.00
NSF Returned Check Fees	\$0.00	\$50.00	\$25.00
Other Revenue	\$927.40	\$6,889.41	\$7,483.37
	<b>\$74,471.24</b>	<b>\$1,115,611.71</b>	<b>\$1,075,134.69</b>
<b>EXPENDITURES:</b>			
Salaries & Benefits	\$56,692.11	\$573,727.71	\$487,538.41
Services & Supplies	\$58,262.46	\$500,098.16	\$370,983.18
Fixed Assets	\$98,922.76	\$820,971.41	\$19,491.85
Operating Transfer	\$0.00	\$0.00	\$0.00
Contributions to Other Agencies	\$0.00	\$1,322.86	\$3,780.45
	<b>\$213,877.33</b>	<b>\$1,896,120.14</b>	<b>\$881,793.89</b>
<b>NET REVENUE:</b>	<b>-\$139,406.09</b>	<b>-\$780,508.43</b>	<b>\$193,340.80</b>
<b>Leak Adjustments</b>	<b>\$903.74</b>	<b>\$9,034.15</b>	<b>\$14,493.18</b>

<b>CASH IN TREASURY</b>	<b>End Month</b> <b>Balance</b>	<b>Prior Year EOM</b> <b>Balance</b>
General Fund (Includes Emergency & CIP Reserves)	\$809,022.17	\$1,697,400.94
Customer Deposits (Meter Trust) *	\$14,817.89	\$14,886.00
Building Deposits (Mainline Trust) * ^	\$2,990.00	\$2,990.00
Equity in Pooled Cash	<b>\$826,830.06</b>	<b>\$1,715,276.94</b>
Emergency Reserve	\$500,000.00	\$1,000,000.00
CIP Reserve	\$326,830.06	\$715,276.94
<b>General Fund (Including Reimbursements and Transfers)</b>	<b>\$826,830.06</b>	<b>\$1,715,276.94</b>

\* Does not include issued or stale-dated refunds.

^ Entry from Construction Deposits Record, as of 3/31/26.

Note: 4/6/26 data was used for reporting.

# Revenues

As Of = @prior-month-end; Years = 1; Chart Fields = FundType,Fund,Character,Object; Balances = Adopted Budget,Adjusted Budget,Month-To-Date Actual,Year-To-Date Actual,Year-To-Date Variance,PctYear-To-Date Variance; Revenues/Expenditures = R,E  
 Revenues/Expenditures [RV] and Fund Type [76] and Fund [76511, 76511]

Object	GL Object Title	FY 2026					Count
		Adopted Budget	Adjusted Budget	Month-To-Date Actual	Year-To-Date Actual	Year-To-Date Variance	
<b>Fund Type: 76 – INVESTMT TRUST-LOCAL BOARDS IN</b>							
<b>Character: 01 – TAXES</b>							
40100	PROPERTY TAX-CURRENT SEC-GEN	150,000.00	150,000.00	0.00	79,538.17	70,461.83	1
40110	PROPERTY TAX-CURRENT UNSEC-GEN	0.00	0.00	5.03	2,871.53	-2,871.53	1
40130	PROPERTY TAX-PRIOR UNSEC-GEN	0.00	0.00	30.55	264.59	-264.59	1
40150	SUPP PROP TAX-CURRENT SEC	0.00	0.00	172.89	1,709.65	-1,709.65	1
40151	SUPP PROP TAX-CURRENT UNSEC	0.00	0.00	9.31	107.74	-107.74	1
40160	SUPP PROP TAX-PRIOR SEC	0.00	0.00	6.41	170.63	-170.63	1
40161	SUPP PROP TAX-PRIOR UNSEC	0.00	0.00	1.37	95.43	-95.43	1
Total 01 – TAXES		150,000.00	150,000.00	225.56	84,757.74	65,242.26	7
<b>Character: 07 – FINES, FORFEITURES &amp; ASSMNTS</b>							
44142	PENALTIES FOR DELINQUENT TAXES	0.00	0.00	0.76	20.03	-20.03	1
44143	REDMPTN PNLTIES FOR DELINQ TXS	0.00	0.00	1.21	24.29	-24.29	1
Total 07 – FINES, FORFEITURES & ASSMNTS		0.00	0.00	1.97	44.32	-44.32	2
<b>Character: 10 – REV FROM USE OF MONEY &amp; PROP</b>							
40430	INTEREST	30,000.00	30,000.00	0.00	40,215.40	-10,215.40	1
Total 10 – REV FROM USE OF MONEY & PROP		30,000.00	30,000.00	0.00	40,215.40	-10,215.40	1
<b>Character: 15 – INTERGOVERNMENTAL REVENUES</b>							
40830	ST-HOMEOWNERS' PROP TAX RELIEF	700.00	700.00	0.00	351.00	349.00	1
Total 15 – INTERGOVERNMENTAL REVENUES		700.00	700.00	0.00	351.00	349.00	1
<b>Character: 19 – CHARGES FOR SERVICES</b>							
41842	CONNECTION FEES	45,000.00	45,000.00	0.00	0.00	45,000.00	1
Total 19 – CHARGES FOR SERVICES		45,000.00	45,000.00	0.00	0.00	45,000.00	1
<b>Character: 23 – MISC. REVENUES</b>							
42322	HYDRANT WATER SALES	2,500.00	2,500.00	0.00	0.00	2,500.00	1
42326	RESIDENTIAL WATER SALES	1,300,000.00	1,300,000.00	73,316.31	983,303.84	316,696.16	1
42380	NSF CHECKS	0.00	0.00	0.00	0.00	0.00	1
42381	NSF CHECKS-RETURNED CHECK FEES	0.00	0.00	0.00	50.00	-50.00	1
42384	OTHER REVENUE	15,000.00	15,000.00	927.40	6,889.41	8,110.59	1
Total 23 – MISC. REVENUES		1,317,500.00	1,317,500.00	74,243.71	990,243.25	327,256.75	5
Total 76 – INVESTMT TRUST-LOCAL BOARDS IN		1,543,200.00	1,543,200.00	74,471.24	1,115,611.71	427,588.29	17
		1,543,200.00	1,543,200.00	74,471.24	1,115,611.71	427,588.29	17



# COUNTY OF SANTA CRUZ

---

LAURA BOWERS, CPA, CPFO  
AUDITOR-CONTROLLER-TREASURER-TAX COLLECTOR  
701 OCEAN STREET, SUITE 100, SANTA CRUZ, CA 95060-4073  
(831) 454-2500 FAX (831) 454-2660

April 7, 2026

Below is the interest rate information for the County of Santa Cruz Investment Pool for March 2026 and comparison rates for the prior year same month.

March 2026 average daily interest rate earned: 3.816%

March 2025 average daily interest rate earned: 4.218%

Fiscal 2025-26 year to date average interest rate: 3.973%

Fiscal 2024-25 year to date average interest rate: 4.324%

Interest rates vary and are determined by the market interest rate. Interest rates are calculated using 365 days in a year.

Monthly interest for your fund can be found in Finance Enterprise in your Fund's revenue detail under object 40430 – Interest. Interest posted to 40430 relates to apportioned interest by the County Treasurer for funds held in the County Treasury.

Interest is calculated based on fund daily cash balances, including negative cash balances. Positive cash balances at the end of the day earn interest. Negative cash balances at the end of the day are charged interest.

If you have any questions regarding the above information, please contact the Auditor-Controller-Treasurer-Tax Collector's office General Accounting Team.

Thank you,

Tracy Laine

Cc: Laura Bowers

# Expenditures Summary

As Of = @prior-month-end; Years = 1; Chart Fields = FundType,Fund,Character,Object; Balances = Adopted Budget,Adjusted Budget,Month-To-Date Actual,Year-To-Date Actual,Year-To-Date Encumbrances,Year-To-Date Variance,PctYear-To-Date Variance; Revenues/Expenditures = R,E  
 Revenues/Expenditures [XP] and Fund Type [76] and Fund [76511]

		FY 2026						
Object	GL Object Title	Adopted Budget	Adjusted Budget	Month-To-Date Actual	Year-To-Date Actual	Year-To-Date Encumbrances	Year-To-Date Variance	Count
<b>Fund Type: 76 – INVESTMT TRUST-LOCAL BOARDS IN</b>								
<b>Character: 50 – SALARIES AND EMPLOYEE BENEF</b>								
51000	REGULAR PAY-PERMANENT	540,000.00	540,000.00	38,817.80	357,694.98	0.00	182,305.02	1
51005	OVERTIME PAY-PERMANENT	10,000.00	10,000.00	899.59	15,768.30	0.00	-5,768.30	1
51025	REGULAR PAY-CALL BACK	8,000.00	8,000.00	560.00	5,152.00	0.00	2,848.00	1
52010	OASDI-SOCIAL SECURITY	35,000.00	35,000.00	3,119.47	27,710.88	0.00	7,289.12	1
52015	PERS	115,000.00	115,000.00	5,199.58	96,069.59	0.00	18,930.41	1
53010	EMPLOYEE INSURANCE & BENEFITS	115,000.00	115,000.00	8,095.67	66,971.93	0.00	48,028.07	1
53015	UNEMPLOYMENT INSURANCE	5,000.00	5,000.00	0.00	-12.77	0.00	5,012.77	1
54010	WORKERS COMPENSATION INSURANCE	12,000.00	12,000.00	0.00	4,372.80	0.00	7,627.20	1
Total 50 – SALARIES AND EMPLOYEE BENEF		840,000.00	840,000.00	56,692.11	573,727.71	0.00	266,272.29	8
<b>Character: 60 – SERVICES AND SUPPLIES</b>								
61110	CLOTHING & PERSONAL SUPPLIES	1,500.00	1,500.00	358.29	684.46	0.00	815.54	1
61221	TELEPHONE-NON TELECOM 1099	5,000.00	5,000.00	409.31	3,370.58	0.00	1,629.42	1
61525	LIABILITY INSURANCE	50,000.00	50,000.00	0.00	50,401.23	0.00	-401.23	1
61545	PROPERTY INSURANCE	10,000.00	10,000.00	0.00	8,185.44	0.00	1,814.56	1
61720	MAINT-MOBILE EQUIPMENT-SERV	2,500.00	2,500.00	0.00	2,456.36	0.00	43.64	1
61721	MAINT-MOBILE EQUIPMNT-SUPPLIES	1,000.00	1,000.00	0.00	385.77	0.00	614.23	1
61730	MAINT-OTH EQUIP-SERVICES	1,000.00	1,000.00	0.00	476.92	0.00	523.08	1
61846	MAINT-STRCT/IMPS/GRDS-OTH-SUPP	11,000.00	11,000.00	1,654.01	15,958.95	0.00	-4,958.95	1
61848	MAINT-STRUCT/GRDS-OTH-SRV	45,000.00	45,000.00	0.00	2,474.14	0.00	42,525.86	1
61850	METER MAINTENANCE-SERVICES	4,000.00	4,000.00	0.00	0.00	0.00	4,000.00	1
61855	ROAD REPAIRS-SERVICES	20,000.00	20,000.00	0.00	0.00	0.00	20,000.00	1
61860	MAIN LINE REPAIRS-SERVICES	25,000.00	25,000.00	0.00	0.00	0.00	25,000.00	1
61861	SERVICE LINE REPAIRS-SERVICES	25,000.00	25,000.00	0.00	27,875.40	0.00	-2,875.40	1
61915	LABORATORY FEES	10,000.00	10,000.00	3,417.00	9,008.62	0.00	991.38	1
62020	MEMBERSHIPS	10,000.00	10,000.00	0.00	8,327.00	0.00	1,673.00	1
62111	MISCELLANEOUS EXPENSE-SERVICES	12,500.00	12,500.00	960.00	2,223.00	0.00	10,277.00	1
62219	PC SOFTWARE PURCHASES	7,500.00	7,500.00	2,556.68	6,938.14	0.00	561.86	1
62221	POSTAGE	5,000.00	5,000.00	177.93	5,073.86	0.00	-73.86	1
62223	SUPPLIES	3,000.00	3,000.00	205.89	2,395.73	0.00	604.27	1
62301	ACCOUNTING AND AUDITING FEES	15,000.00	15,000.00	0.00	14,120.00	0.00	880.00	1
62304	ATTORNEY	25,000.00	25,000.00	1,260.00	9,607.50	0.00	15,392.50	1
62327	DIRECTORS' FEES	7,500.00	7,500.00	500.00	3,900.00	0.00	3,600.00	1
62381	PROF & SPECIAL SERV-OTHER	180,000.00	180,000.00	24,760.22	170,353.47	0.00	9,646.53	1
62500	EQUIPMENT LEASE & RENT	5,000.00	5,000.00	31.76	252.54	0.00	4,747.46	1
62610	RENTS/LEASES-STRUC IMP & GRNDS	8,000.00	8,000.00	0.00	668.00	0.00	7,332.00	1
62715	SMALL TOOLS & INSTRUMENTS	2,500.00	2,500.00	0.00	372.01	0.00	2,127.99	1
62826	EDUCATION AND/OR TRAINING	1,500.00	1,500.00	0.00	0.00	0.00	1,500.00	1
62888	SPEC DIST EXP-SERVICES	15,000.00	15,000.00	411.49	12,166.77	0.00	2,833.23	1
62920	GAS, OIL, FUEL	6,500.00	6,500.00	364.40	2,983.19	0.00	3,516.81	1
63074	UTILITIES	185,000.00	185,000.00	21,195.48	139,439.08	0.00	45,560.92	1
Total 60 – SERVICES AND SUPPLIES		700,000.00	700,000.00	58,262.46	500,098.16	0.00	199,901.84	30
<b>Character: 70 – OTHER CHARGES</b>								
75231	CONTRIB TO OTHER AGENCIES-OTH	10,000.00	10,000.00	0.00	1,322.86	0.00	8,677.14	1
Total 70 – OTHER CHARGES		10,000.00	10,000.00	0.00	1,322.86	0.00	8,677.14	1

## Expenditures Summary

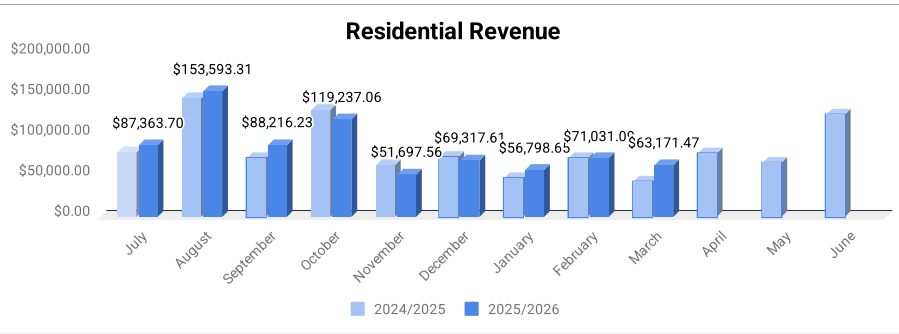
As Of = @prior-month-end; Years = 1; Chart Fields = FundType,Fund,Character,Object; Balances = Adopted Budget,Adjusted Budget,Month-To-Date Actual,Year-To-Date Actual,Year-To-Date Encumbrances,Year-To-Date Variance,PctYear-To-Date Variance; Revenues/Expenditures = R,E  
 Revenues/Expenditures [XP] and Fund Type [76] and Fund [76511]

		FY 2026						
Object	GL Object Title	Adopted Budget	Adjusted Budget	Month-To-Date Actual	Year-To-Date Actual	Year-To-Date Encumbrances	Year-To-Date Variance	Count
<b>Fund Type: 76 – INVESTMT TRUST-LOCAL BOARDS IN</b>								
<b>Character: 80 – FIXED ASSETS</b>								
86110	BUILDINGS AND IMPROVEMENTS	950,000.00	950,000.00	98,674.13	811,103.27	0.00	138,896.73	1
86203	COMPUTER EQUIPMENT	12,000.00	12,000.00	248.63	9,868.14	0.00	2,131.86	1
Total 80 – FIXED ASSETS		962,000.00	962,000.00	98,922.76	820,971.41	0.00	141,028.59	2
<b>Character: 98 – APPROP FOR CONTINGENCIES</b>								
98700	APPROP FOR CONTINGENCIES	4,000.00	4,000.00	0.00	0.00	0.00	4,000.00	1
Total 98 – APPROP FOR CONTINGENCIES		4,000.00	4,000.00	0.00	0.00	0.00	4,000.00	1
Total 76 – INVESTMT TRUST-LOCAL BOARDS IN		2,516,000.00	2,516,000.00	213,877.33	1,896,120.14	0.00	619,879.86	42
		2,516,000.00	2,516,000.00	213,877.33	1,896,120.14	0.00	619,879.86	42

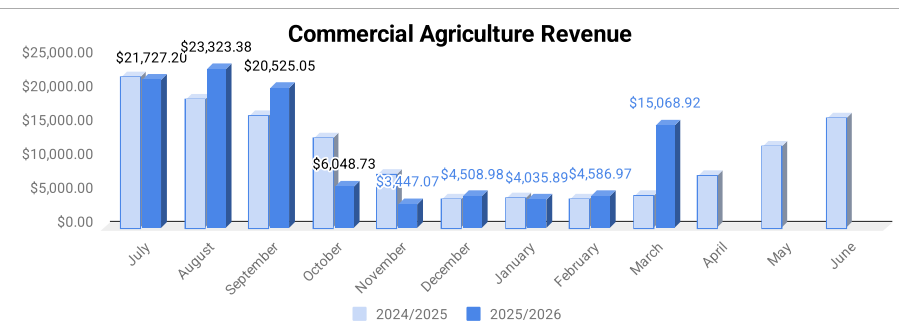
# Financial Review 2025/2026

Based on Actual Revenues

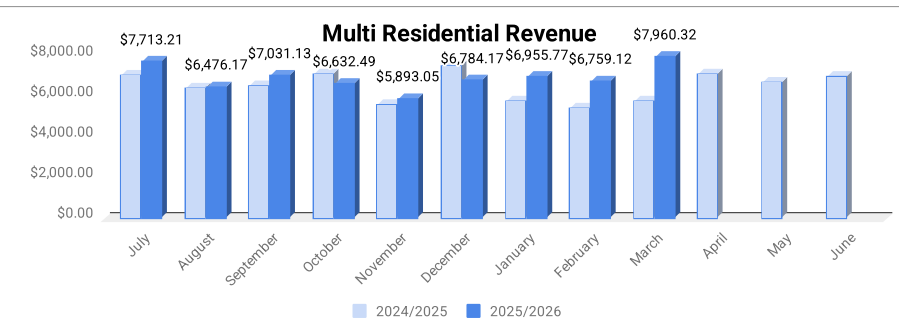
Residential		Billed on the 1st	
	2024/2025	2025/2026	Percent +/-
July	\$79,367.17	\$87,363.70	10.08%
August	\$146,057.09	\$153,593.31	5.16%
September	\$71,655.76	\$88,216.23	23.11%
October	\$131,263.79	\$119,237.06	-9.16%
November	\$62,485.76	\$51,697.56	-17.27%
December	\$73,407.82	\$69,317.61	-5.57%
January	\$47,381.45	\$56,798.65	19.88%
February	\$71,425.75	\$71,031.09	-0.55%
March	\$42,701.78	\$63,171.47	47.94%
April	\$77,019.99		
May	\$65,768.80		
June	\$124,977.78		
<b>Total</b>	<b>\$993,512.94</b>	<b>\$760,426.68</b>	



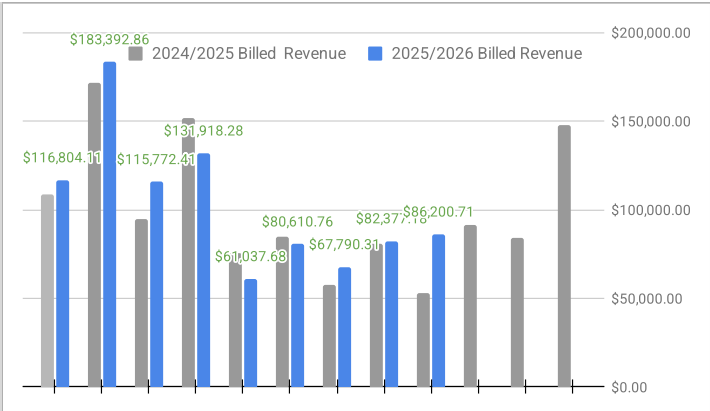
Commercial /Agriculture			
	2024/2025	2025/2026	Percent +/-
July	\$22,054.20	\$21,727.20	-1.48%
August	\$18,808.02	\$23,323.38	24.01%
September	\$16,362.06	\$20,525.05	25.44%
October	\$13,161.20	\$6,048.73	-54.04%
November	\$7,648.98	\$3,447.07	-54.93%
December	\$4,104.66	\$4,508.98	9.85%
January	\$4,279.08	\$4,035.89	-5.68%
February	\$4,118.97	\$4,586.97	11.36%
March	\$4,618.73	\$15,068.92	226.26%
April	\$7,573.19		
May	\$11,791.02		
June	\$16,030.02		
<b>Total</b>	<b>\$130,550.13</b>	<b>\$103,272.19</b>	



Multi Residential			
	2023/2024	2025/2026	Percent +/-
July	\$7,053.37	\$7,713.21	9.35%
August	\$6,383.77	\$6,476.17	1.45%
September	\$6,483.13	\$7,031.13	8.45%
October	\$7,096.57	\$6,632.49	-6.54%
November	\$5,588.89	\$5,893.05	5.44%
December	\$7,498.33	\$6,784.17	-9.52%
January	\$5,772.74	\$6,955.77	20.49%
February	\$5,395.35	\$6,759.12	25.28%
March	\$5,774.55	\$7,960.32	37.85%
April	\$7,087.53		
May	\$6,670.41		
June	\$6,950.07		
<b>Total</b>	<b>\$77,754.71</b>	<b>\$62,205.43</b>	

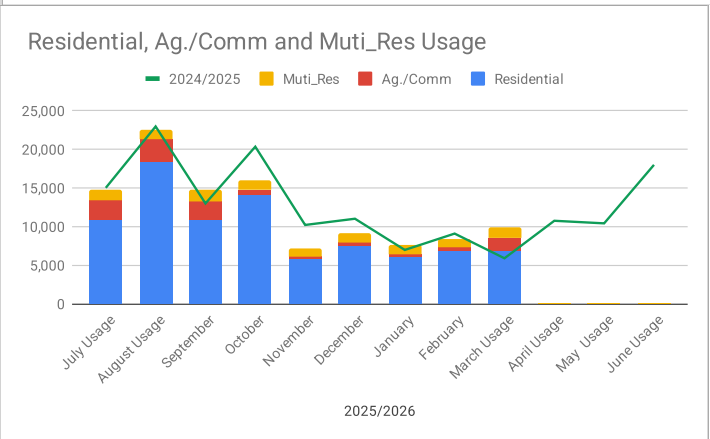


Total	2024/2025	Residential	Ag/Comm	Multi-Res	2025/2026	\$ diff
July	\$108,474.74	\$87,363.70	\$21,727.20	\$7,713.21	\$116,804.11	\$8,329.37
August	\$171,248.88	\$153,593.31	\$23,323.38	\$6,476.17	\$183,392.86	\$12,143.98
September	\$94,500.95	\$88,216.23	\$20,525.05	\$7,031.13	\$115,772.41	\$21,271.46
October	\$151,521.56	\$119,237.06	\$6,048.73	\$6,632.49	\$131,918.28	-\$19,603.28
November	\$75,723.63	\$51,697.56	\$3,447.07	\$5,893.05	\$61,037.68	-\$14,685.95
December	\$85,010.81	\$69,317.61	\$4,508.98	\$6,784.17	\$80,610.76	-\$4,400.05
January	\$57,433.27	\$56,798.65	\$4,035.89	\$6,955.77	\$67,790.31	\$10,357.04
February	\$80,940.07	\$71,031.09	\$4,586.97	\$6,759.12	\$82,377.18	\$1,437.11
March	\$53,095.06	\$63,171.47	\$15,068.92	\$7,960.32	\$86,200.71	\$33,105.65
April	\$91,680.71	\$0.00	\$0.00	\$0.00		
May	\$84,230.23	\$0.00	\$0.00	\$0.00		
June	\$147,957.87	\$0.00	\$0.00	\$0.00		
<b>Total</b>	<b>\$1,201,817.78</b>	<b>\$760,426.68</b>	<b>\$103,272.19</b>	<b>\$62,205.43</b>	<b>\$925,904.30</b>	<b>-\$275,913.48 77.04%</b>



Residential billed revenue is for the last 60 days  
Commercial & Agriculture billed revenue is for last 30 days

	2025/2026	Residential	Ag./Comm	Muti_Res	in Units (748 Gallons per unit)
July Usage	10,785	2,584	1,437	14,806	
August Usage	18,472	2,793	1,206	22,471	
2025 September Usage	10,883	2,419	1,438	14,740	
October Usage	14,101	647	1,209	15,957	
November Usage	5,829	316	1,053	7,198	
December Usage	7,508	449	1,241	9,198	
January Usage	6,120	350	1,156	7,626	
February Usage	6,933	408	1,110	8,451	
2026 March Usage	6,923	1,606	1,341	9,870	
April Usage					
May Usage					
June Usage					
<b>Total</b>	<b>87,554</b>	<b>11,572</b>	<b>11,191</b>	<b>110,317</b>	
<b>Gallons</b>	<b>65,490,392</b>	<b>8,655,856</b>	<b>8,370,868</b>	<b>82,517,116</b>	
<b>Acre Ft</b>	<b>200.98</b>	<b>26.56</b>	<b>25.69</b>		
<b>Total Acre feet</b>	<b>253</b>				





CENTRAL WATER DISTRICT  
400 Cox Road – Post Office Box 1869  
Aptos, California 95001-1869  
(831) 688-2767

DATE: April 9, 2026  
TO: Board of Directors  
FROM: Operations Supervisor  
SUBJECT: Operations Report

District staff continue to assist customers with leaks and support customers who are using EyeOnWater monitoring software to troubleshoot and repair water leaks on their property. The Operations Supervisor submitted the March SAFER Clearinghouse Drought & Conservation Reporting to the State.

### **Metering Infrastructure & AMI Upgrades**

District staff continued progress on meter replacement and Advanced Metering Infrastructure (AMI) integration to improve system accuracy, efficiency, and customer access to usage data.

- **Aptos Pines Mobile Home Park**
  - Completed replacement of existing 4-inch meter with a new Badger Ultrasonic Meter
- **New Hope Church**
  - Replaced the existing 2-inch domestic service meter with a new Badger Disc Meter
- **Systemwide Meter Reading**
  - Completed full meter reading cycle ahead of billing
  - Continued efficiency gains observed due to AMI/AMR implementation
  - Reduced overall field time required for meter reading operations

### **Distribution System Maintenance & Emergency Response**

District staff responded to multiple field issues to maintain system reliability, minimize water loss, and improve infrastructure accessibility.

- **2” Fire Service Leak Response**
  - Investigated and mitigated a potential leak where valve access was obstructed by asphalt
  - Performed a controlled saw-cut to expose and operate the buried valve
  - Installed valve box risers and restored the site to safe, accessible condition
- **Freedom Boulevard Hydrant Impact Response**
  - Responded to a vehicle strike resulting in:
    - Significant water loss (~80,000 gallons)
    - Temporary service impacts to nearby customers

- Isolated damaged hydrant and restored system pressure
- Conducted system air release at high points to stabilize distribution system

- **Hydrant System Improvements**

- Initiated pilot installation of a Hydrant Guard device designed to:
  - Automatically restrict flow in the event of hydrant damage
  - Significantly reduce water loss and system disruption
- Replacement hydrant installation is in progress pending minor component resolution

- **Asset Protection**

- Repaired and realigned protective bollard at Freedom Boulevard hydrant following vehicle impact
- Maintains protection of critical infrastructure from future damage

## **Well 10 – Operations, Repairs & Water Quality Compliance**

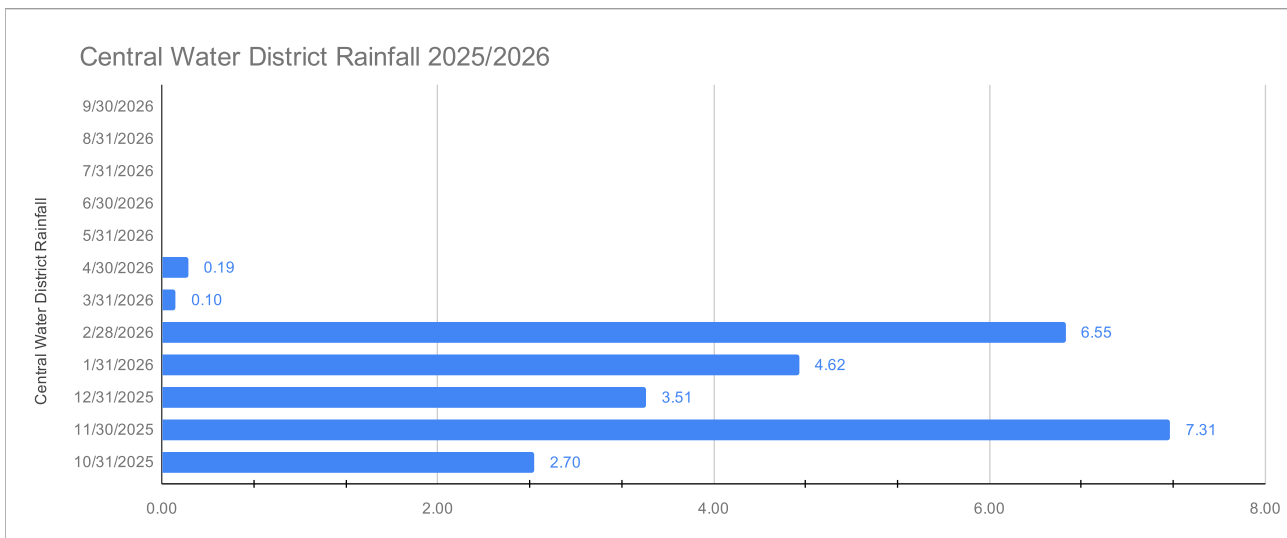
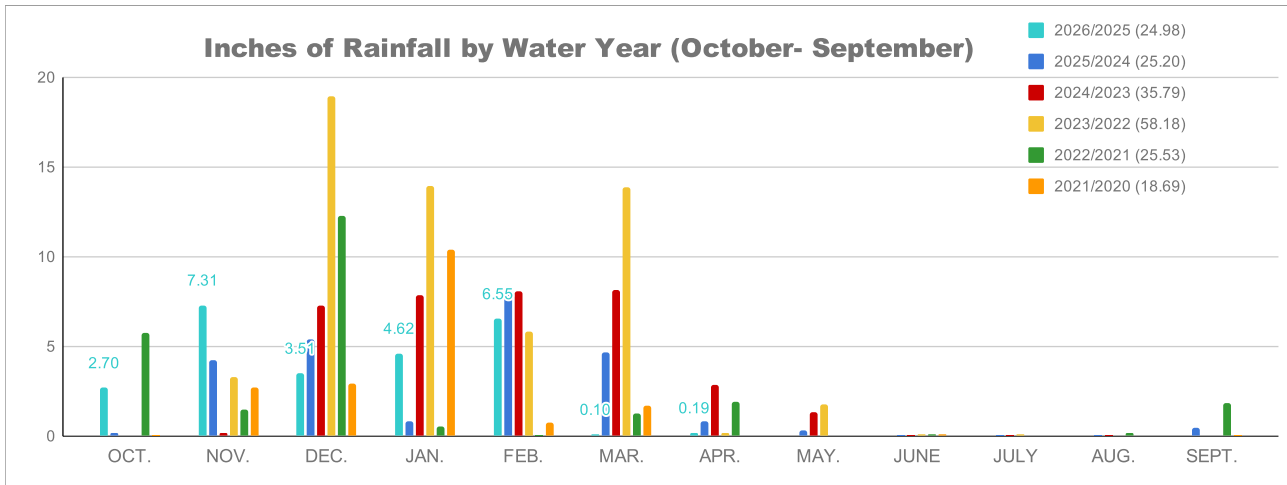
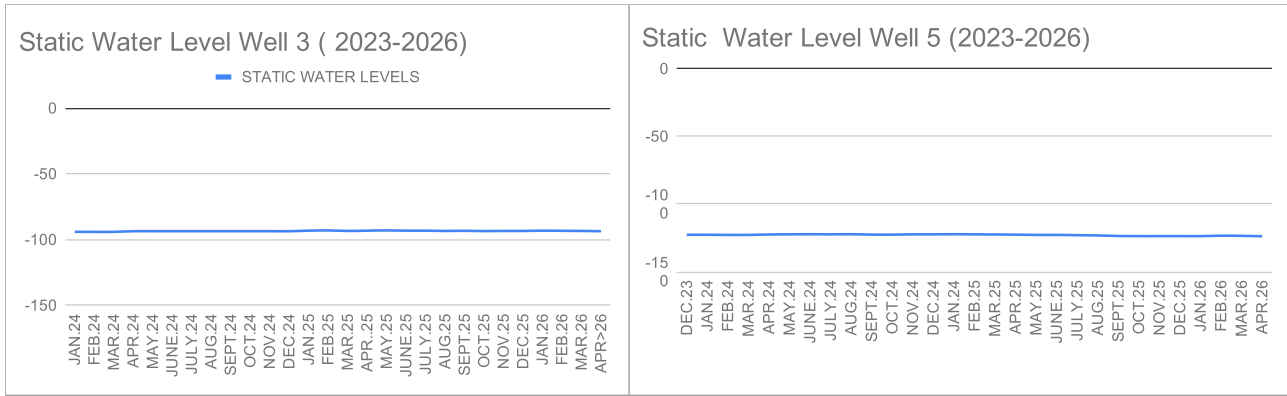
The operational team has made significant strides in the restoration of Well 10. The well had been taken offline for necessary repairs, and staff has been diligently working through the final stages of bringing the well back into full operation. Currently, the well is in a static state, awaiting the official laboratory results from the required water quality testing.

### **Water Quality Infrastructure Improvements**

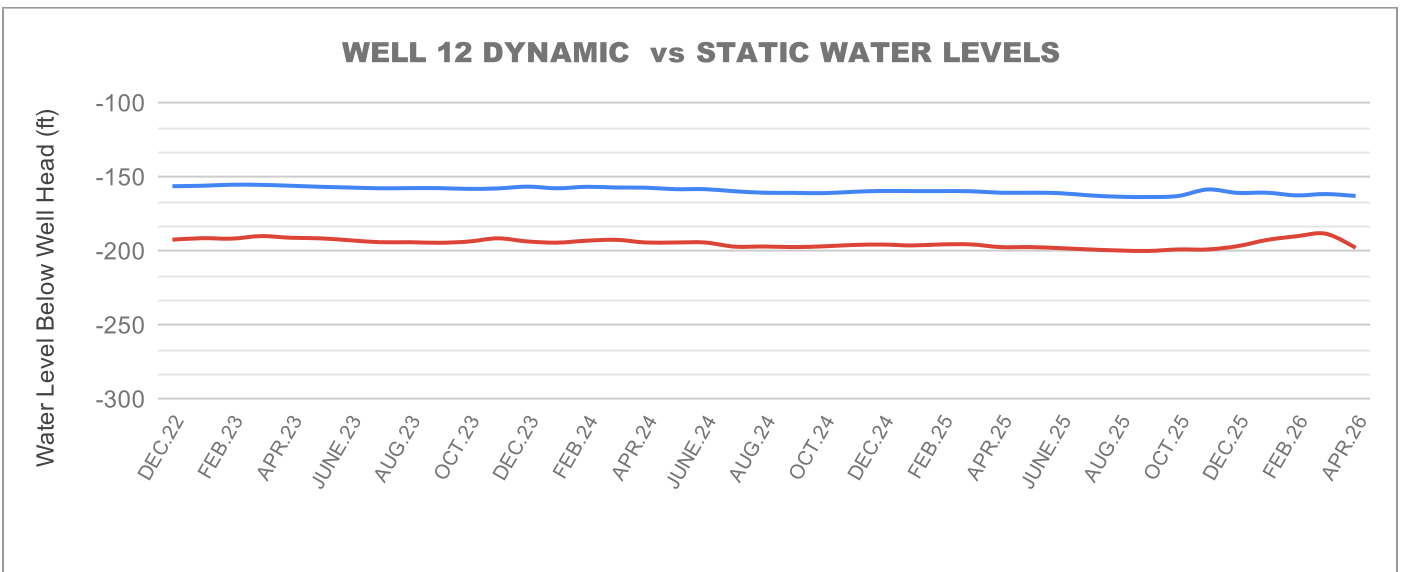
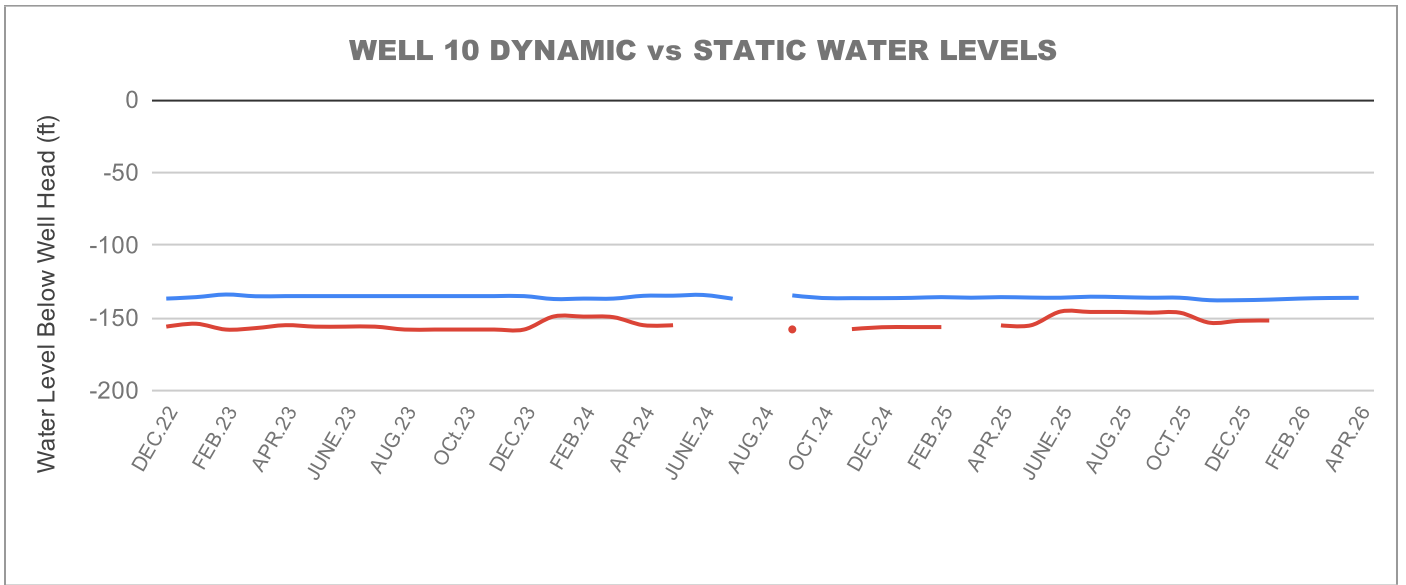
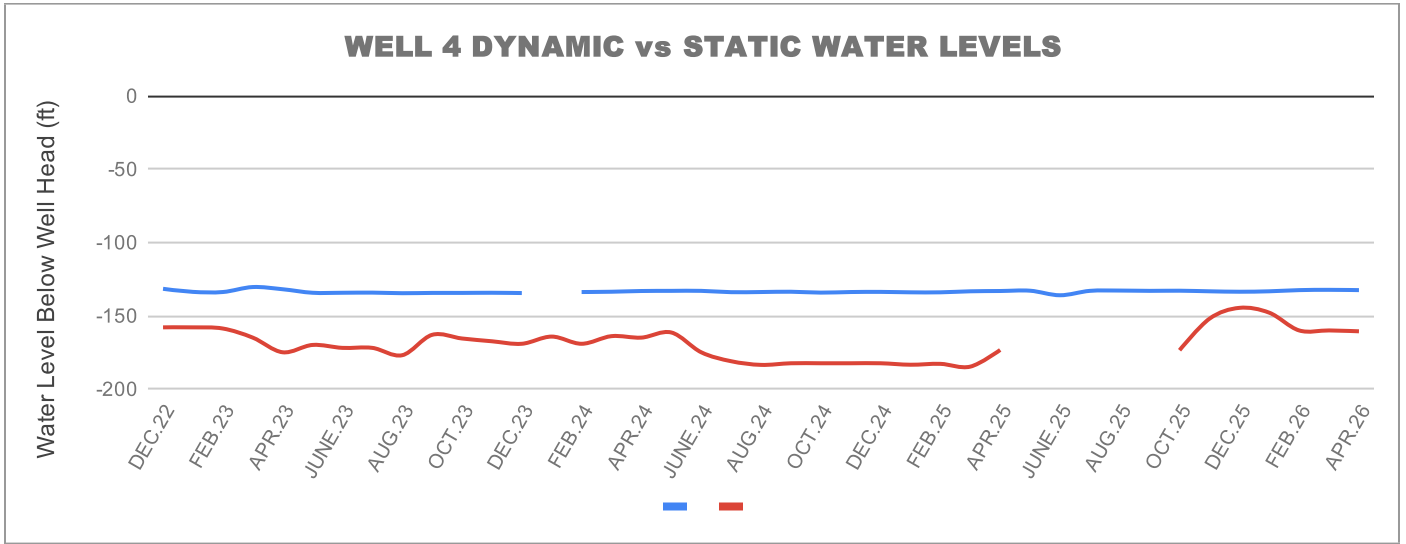
District staff improved sampling accuracy and regulatory compliance by upgrading infrastructure. This involved installing a new water quality sampling station near the Well 10 site, removing outdated underground plumbing, and installing new piping to ensure more representative sampling conditions.

### **District operations during this period focused on:**

- Advancing meter modernization and AMI integration
- Responding effectively to distribution system incidents and infrastructure challenges
- Making substantial progress toward restoring Well 10 and improving water quality
- Enhancing system resiliency and reducing non-revenue water
- Maintaining a high level of service reliability and regulatory compliance



# Rob Roy Well Field





CENTRAL WATER DISTRICT  
400 Cox Road – Post Office Box 1869  
Aptos, California 95001-1869  
(831) 688-2767

DATE: April 15, 2026  
TO: Board of Directors  
FROM: District Manager  
SUBJECT: Well 14 Project Updates

***Submittals for Pump Station & VFD at Well 14***

Maggiore had provided necessary submittals for the pump station work, of which the pump, motor and VFD with panel was approved. Pending submittals are the pump station building / layout and the above ground piping.

***J. Johnson Status Update***

100% of the work has been completed in J. Johnson's contract. The revised contract was in exceedance by only (1.2%) after change orders.

***MKN Project Management Progress Report***

The following pages provide further work item updates as well as upcoming construction items, as summarized by the District's Project Manager, Melanie Carrido, and Construction Manager, Patrick Hughes.



(Well 14 Site)



## MEMORANDUM

**To:** Ralph Bracamonte,  
District Manager  
Central Water District

**From:** Melanie Carrido – Project Manager [MKN]  
Patrick Hughes – Construction Manager  
MKN]

**Date:** April 08, 2026

**Re:** Well 14 A2025-0071 Status Report (March 10, 2026 -April 10, 2026)

---

In the month of March the project team completed the following work items:

1. Maggiora provided necessary submittals for pump station work. They have not yet mobilized for pump station building construction pending procurement of above ground equipment and materials.
2. Submittal and Approval of Well Pump and Motor
3. Submittal and Approval of VFD and Associated Panel

### **Upcoming/Pending Items**

1. Foundation work for new pump station building to occur once MCC sizing and layout is confirmed with Maggiora.
2. Construction of new pump building and associated above ground piping to occur post foundation pour and cure.

### **Budget Status:**

#### MKN Services

The current invoice in the amount of \$ 9,819.00 was submitted April 3, 2026. To date, we have invoiced a total of \$149,812.60. There is \$ 187.40 remaining in the project budget.

Per Central Water District's March 18<sup>th</sup> 2026 meeting, an additional \$20,000 budget amendment has been approved to allow MKN to provide support services through the end of the Project including as built CAD work.\*



J. Johnson & Company

Schedule 3 – Well 14 Water Transmission Line & PG&E Electrical Installation

Pay App	Contract Amount	Amt. Billed This Period (Gross)	Retainage This Period (5%)	Amt Paid This Period [Net = Gross Less Ret)]	Billed to Date Total	Paid to Date
	\$ 276,925.00					
001	\$ 276,925.00	\$ 64,134.59	\$ 0.00	\$ 64,134.59	\$ 64,134.59	\$ 64,134.59
002	\$ 276,925.00	\$ 32,050.24	\$ 4,635.75	\$ 23,944.49	\$ 96,184.83	\$ 88,079.08
003	\$ 294,600.97 (*CCO 1) See Table Below	\$ 61,829.07	\$ 3,091.45	\$ 58,737.61	\$ 158,013.90	\$146,816.69
004	\$ 294,600.97	\$ 50,347.40	\$ 2,517.37	\$ 47,830.03	\$ 208,361.30	\$ 194,646.72
005	\$ 294,600.97	\$ 55,829.42	\$ 2,791.51	\$ 53,037.94	\$ 264,190.72	\$ 247,684.66
06	\$ 294,600.97	\$ 19,618.00	\$ 980.90	\$ 18,637.10	\$ 280,338.74	\$ 266,321.76
	Retention Total To Date		14,016.98			

J. Johnson is 100% complete overall with their Contract work. (Schedule 3). MKN and J Johnson continue to work out final costs for the Project and will release retention and any outstanding costs next month.

Executed Change Orders

CCO 1	Description	Negotiated Amount
1A	Differing Site Conditions on Freedom Blvd	\$ 13,005.97
1B	PGE directed Potholing	\$ 3,470.00
2	Added Chlorination/Fill Saddle Tap	\$ 1,200.00
Total Changes (6.4%)		\$ 17,675.97
Billed to Date		\$ (16,475.97)

Total Revised Contract Amount for J Johnson Schedule 3 is \$ 280,338.74 as outlined below, which reflects a 1.2% overrun:

Original Price:	\$ 276,925.00
CCO 1:	\$ 17,675.97
	\$ 294,600.97

Maggiora Brothers Drilling

Schedule 1 – Well 14 Drilling and Construction

Pay Request	Contract Amount	Amount Billed	Billed to Date	Remaining Balance
	\$448,150.00			
001		\$362,068.75	\$362,068.75	\$86,081.25
002		\$75,530.94	\$437,599.69	\$10,550.31

Maggiora is approximately 100% complete overall with their well drilling contract work. (Schedule 1). Schedule 2 - Pump Station Work for pump, motor, MCC, pump house installation and SCADA/Programming integration is scheduled to begin April 9, 2026. MCC delivery is anticipated in June of 2026 for Substantial Completion in mid July 2026..

**Schedule:**

Project Schedule Update Summary -

Schedule Update indicates even with slight delay to Maggiora’s start of Schedule 2 – Well 14 Pump Station work overall completion for Well 14 will still by mid-July 2026 which is within CWD’s expected timeframes for having the new replacement well operational.

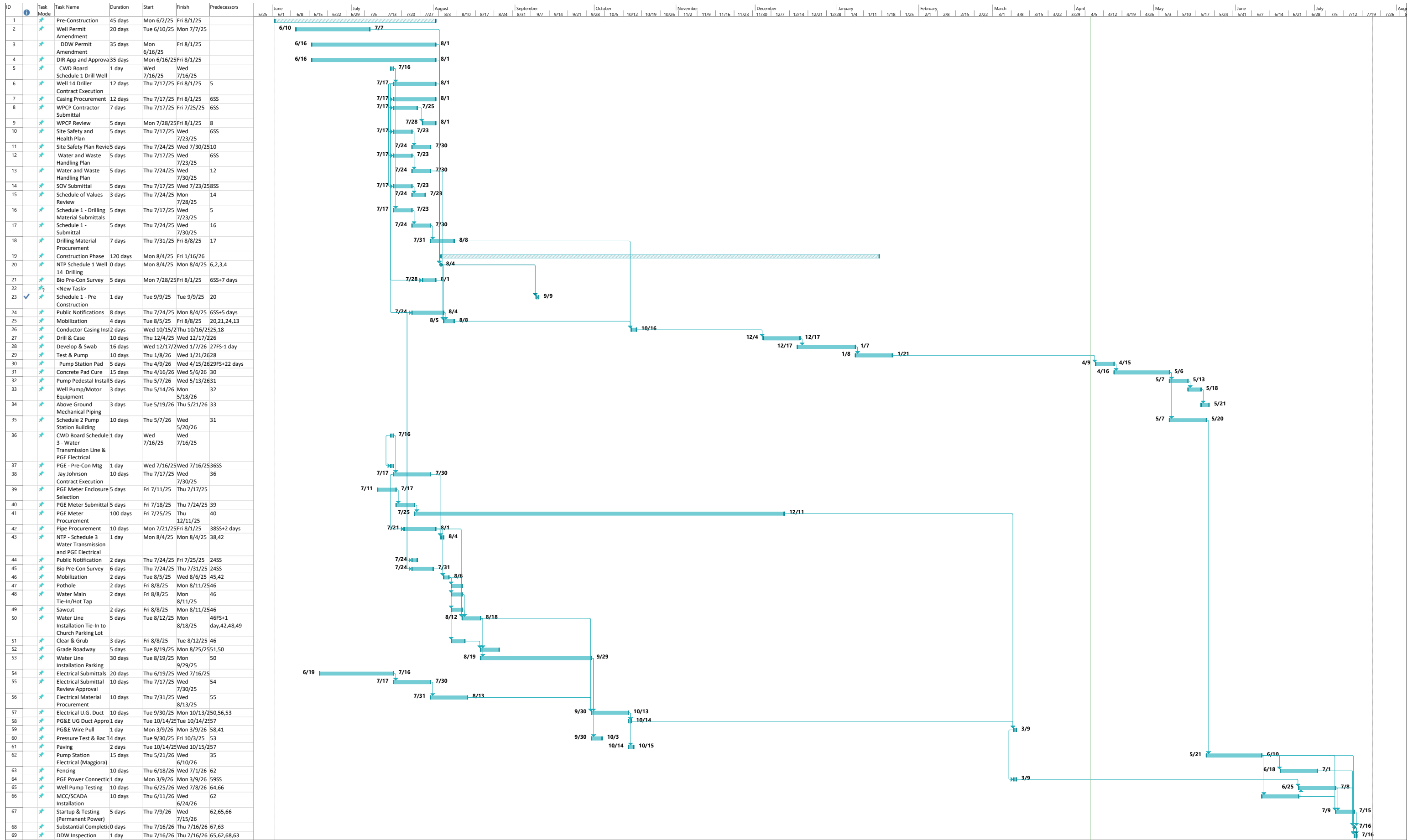
Please let me know if you have any questions,

Sincerely,



Melanie Carrido, PE

Enclosures: Construction Photo Report  
April 2026 Schedule Update



Project: MKN Well 14 Phased P  
 Date: Tue 4/7/26

Task Split

Milestone

Project Summary

Inactive Milestone

Inactive Summary

Manual Task

Manual Summary Rollup

Manual Summary

Start-only

Finish-only

External Tasks

External Milestone

Deadline

Progress

Manual Progress

Page 1

**This page intentionally left blank**



**CENTRAL WATER DISTRICT**  
400 Cox Road – Post Office Box 1869  
Aptos, California 95001-1869  
(831) 688-2767

DATE: April 8, 2026  
TO: Board of Directors  
FROM: District Manager  
SUBJECT: FY 2026/2027 Wage and Benefit Proposal

The proposed wage and benefits for Fiscal Year 2026/2027 are outlined in the following pages, for your review and consideration. The summary includes benefits currently offered to District employees, as well as additional benefits available for Board approval and their estimated dollar amounts.

## Benefits Summary

### **Retirement (Estimated District Expense \$65,000)- No Change**

All regular, full-time District employees are members of the California Public Employees' Retirement System (CalPERS). Employees are enrolled in one of the following membership categories based on their prior work history and/or date of hire.

Membership Category	Hire Date	Retirement Formula	Final Compensation Period
1 FTE Classic	Hired on or before Dec. 31, 2012	2.0% @ 55	Highest Single Year
4 FTE PEPRA	Hired on or after Jan. 1, 2013	2.0% @ 62	3 Years Average

**FTE Classic:** All employees who are current members of CalPERS or an agency with CalPERS' reciprocity, or who have less than a six month break in service between employment in a CalPERS (or reciprocal) agency and employment with the Central Water District will be enrolled in the 2% @ 55 benefit formula. ***The District currently has 1 employee enrolled.***

**FTE PEPRA (New Members):** As defined by the California Public Employees' Pension Reform Act of 2013 (PEPRA), "New Members" are employees who have never been a member of any California public retirement system before January 1, 2013, or moved between public retirement systems lacking reciprocity, or moved between employers in the same public retirement system with more than 6 months break in service. New Members are enrolled in the 2% @ 62 benefit formula and contribute 7.75% of their monthly salary to CalPERS. ***The District currently has 4 employees enrolled.***

***The Central Water District's pension and unfunded pension liability costs have continually increased over the past years, and now represents a significant and growing expense component in the annual budget. "Unfunded pension liability" is the amount by which pension benefits promised to current and future retirees exceed pension plan assets. 2025 UAL payment = \$48,442.***

**Social Security/Medicare: (Estimated District Expense \$36,000)- No Change**

Employees are covered under the provisions of Federal Social Security (OASDI) and Medicare Hospital Insurance (HI) programs. The total employee contribution is 7.65% of their monthly salary. ***The District currently has 5 employees enrolled.***

**Health Coverage (Estimated District Expense (\$105,000.00)- No Change**

Central Water District provides medical coverage to employees and all eligible dependents. Coverage is effective on the first of the month following 30 days from the date of hire. The District currently provides five full-time employees (5 FTE) with medical coverage, and management has estimated that employee health care costs will increase 10% for the next benefit year. The District receives 4% discounted Incentive Rates for medical coverage since it pays the monthly premium costs for its employees. See the below tables for current rate plans selected by employees, and coverage allowances for these plans.

<b>ACWA JPIA 2026</b>					
<b>Medical Plan Monthly Rates</b>					
<i>BAY AREA (Alameda, Contra Costa, Marin, Napa, San Francisco, San Mateo, Santa Clara, Santa Cruz, Solano, &amp; Sonoma Counties)</i>					
<b>Anthem Blue Cross Classic PPO</b>			<b>Kaiser Permanente</b>		
<b>Single</b>	<b>Two-Party</b>	<b>Family</b>	<b>Single (1)</b>	<b>Two-Party (2)</b>	<b>Family (≥ 3)</b>
\$1,140.47	\$2,280.94	\$3,022.25	\$984.06	\$1,968.12	\$2,735.69

**ACWA JPIA 2026 Medical Plan Coverage--Partial Summary**

*BAY AREA (Alameda, Contra Costa, Marin, Napa, San Francisco, San Mateo, Santa Clara, Santa Cruz, Solano, & Sonoma Counties)*

**Anthem Blue Cross Classic PPO**

Covered Medical Benefit	In-Network Cost	Out-of-Network Cost
Out-of-Pocket Limit	\$2,000 single / \$4,000 family	\$2,000 per person
Preventative Care	No charge	20% coinsurance*
Primary Care Visit	\$15 copay per visit	20% coinsurance*
Specialist Care Visit	\$15 copay per visit	20% coinsurance*
Prenatal & Post Care	20% coinsurance*	20% coinsurance*

*\*After deductible is met*

**Dental/Vision Insurance (Estimated District Expense (\$5,000.00)- No Change**

Central Water District provides dental coverage to employees and all eligible dependents through Delta Dental. Coverage is effective on the first of the month following 60 days from the date of hire.

Central also provides VSP vision coverage to employees and all eligible dependents. Coverage is also effective on the first of the month following 60 days from the date of hire. ***The District currently has 5 employees enrolled in both programs.***

**Employee Assistance Program (Estimated District Expense \$300.00)- No Change**

Employer-provided confidential third-party personal counseling, financial and legal advice, and more. Available to employees and their eligible dependents. This program is available through Anthem Blue Cross.

**Capital Improvement Construction Pay (Estimated District Expense \$15,000)- No Change**

Central Water District provides pay incentives to employees participating in in-house, approved Capital Improvement projects, since these projects ultimately pass on cost-savings to customers. An additional \$10.00 per hour construction pay is added to all regular, full-time Central Water District employees for CIP related work. This incentive is no greater than 1% or a maximum amount of \$5,000.

**Paid Training/Reimbursement (Estimated District Expense \$7,500)- No Change**

Central Water District pays 100% of the cost for job-related training for District employees. The training must be pre-approved by the District Manager. Please note that some approved training may result in an employee wage increase. For example:

- An additional 1 Step increase is received for completing an approved training certification program in Backflow Assembly Testing Certification Program and passing an AWWA or NCBPA Backflow Certification test.

- An additional 1 Step increase is received for completing an approved training certification program in pump repairs, maintenance, and SCADA controls.

### **Holidays (Estimated District Expense \$28,000)- No Change**

The Central Water District observes 15 holidays each year.

### **Vacation (Estimated District Expense \$30,000)- Based on current salaries**

Central Water District provides regular, full-time employees two weeks of paid vacation leave per year, increasing with time of service after 10 and 20 years. **Four employees currently receive 2 weeks vacation per year.**

### **Sick Leave (Estimated District Expense \$21,000)- Based on current salaries**

The Central Water District provides 12 days (96 hours) of paid sick leave to regular, full-time employees per year.

### **Deferred Compensation (Estimated District Expense \$0.00)**

This plan is a voluntary savings program that allows employees to defer any amount, subject to annual limits, from their paycheck on a pretax basis. Employee contributions and their earnings, if any, can benefit from the power of tax-deferred compounding. This means the employee does not pay income taxes on their contributions or earnings until they start taking withdrawals, which is usually during retirement. **Two employees are enrolled in this program.**

### **Alternative Work Week (Estimated District Expense \$0.00)**

Work schedules are developed by the District Manager to ensure that appropriate staff is available to perform the work needed. Currently, the Office Administrator and Administrator Assistant work 35-40 hours a week Monday-Thursday, and Operations staff works 35-40 hours a week Monday-Friday.

### **Clothing Allowance for Distribution Operators (Estimated District Expense \$1,500.00)**

Distribution Operators receive a \$500 clothing allowance for boots and protective/safety clothing each fiscal year.

### **On-Call Allowance for Distribution Operators (Estimated District Expense \$7,280.00)**

Distribution Operations Operators currently receive \$20 a day for being on-call and ready to respond to an emergency outside of regular working hours. Operators that have to return to the District in order to respond to an emergency will be compensated for a minimum of 2 hours their hourly wage for the on-call emergency.

### **Cell Phone Allowance for Distribution Operators (Estimated District Expense \$2,000.00)**

Distribution Operations staff receive a \$960 cell phone allowance each fiscal year, for utilizing their personal cell phones for work business.

# Additional Benefits Opportunities:

The following benefits are not currently being offered to Central Water District employees, and are being presented only as benefits that could potentially be adopted by the Board of Directors.

## **Flexible Spending Account or HSA (Estimated District Expense \$0.00)**

A Health Savings Account (HSA) is a tax-advantaged medical savings account available to taxpayers in the United States who are enrolled in a high-deductible health plan (HDHP). The funds contributed to an account are not subject to federal income tax at the time of deposit.

## **Disability Retiree Health Benefits Coverage (Estimated District Expense \$0.00)**

Employer-provided medical care for a Disability Retiree and one eligible dependent, up to the premium cost paid for active employees, provided that they meet the criteria.

## **Employer-Provided Retiree Health Insurance (Estimated District Expense \$0.00)**

Employer-provided retiree health coverage acts as a secondary insurance, filling significant financial gaps for Medicare-eligible retirees.

## **Life and Accident Insurance (Estimated District Expense \$0.00)**

Some employers provide Group Life and Accident Insurance. For example, life insurance at two times an employee's annual wage is offered at no cost to the employee.

## **Long-Term Disability (Estimated District Expense \$0.00)**

Some employers provide long-term disability insurance equal to a percentage of an employee's monthly pay, subject to a maximum amount per month.

## **Sick Leave Incentive (Unknown)**

A Sick Leave Incentive program allows employees to be paid for unused sick leave upon retirement or termination for anything other than gross misconduct. Although the Central Water District does not participate in this program, retiring employees enrolled in CalPERS can already use a percentage of accrued sick time hours towards their CalPERS retirement calculations.

## **Supplemental Workers' Compensation Benefit (Estimated District Unknown)**

This compensation provides employees with a one-time allocation of 60 hours Supplemental Workers' Compensation Leave that can be used to make up the payment difference between Workers' Compensation Insurance and an employee's regular salary, in the event that the employee is collecting Workers' Compensation Disability payments. An employee cannot use this benefit unless eligible for Workers' Compensation Disability payments, and this compensation can only be used after all but 96 hours of accrued sick leave is consumed.

### **Personal Leave (Estimated District Expense \$4,500)**

Personal Leave is for staff who do not participate in the on-call rotation. Employees receive two additional days of personal leave annually. This additional leave generally is accrued each pay period and is added to the employee's vacation balance.

### **Floating Holidays (Estimated District Expense \$0.00)**

In addition to fixed holidays, employers also provide floating holidays, which provide a certain amount of days or hours of time-off to employees per year. Floating holidays are added to each employee's vacation accrual, and employees generally must use all floating holidays within the fiscal year that they are earned.

### **Wellness Center (Estimated District Expense Unknown)**

Employer-provided use of an on-site fitness facility at no cost. This benefit also provides opportunities for employees to participate in a Wellness Program, by attending on-site wellness training and screening sessions. Larger agencies have these types of programs.

### **Employees' Association (Estimated District Expense Unknown)**

Employees at larger agencies have the option to join an Employees' Association. Events and reduced ticket prices are offered to employees through this association, and an annual picnic, wellness classes, holiday party, sporting events, etc.

## CURRENT EMPLOYEE WAGES & BENEFITS 2025/2026

### Employee Wages

Position	Hours per Week	Wage per Hour	Wage per Month	Other
District Manager	Salary	\$101.50	\$17593.33**	
Office Administrator	35-40	\$36.18	\$5,487.30*	
Administrative Assistant	35-40	\$31.01	\$4,703.18*	
Operations Supervisor (D3 License)	35-40	\$62.02	\$9,406.37*	Plus \$20/day "On Call" pay
Distribution Operator #2	35-40	\$32.06	\$4,862.43*	Plus \$20/day "On Call" pay

\*Based on a 35-hour work week. \*\*Based on a 40-hour work week.

### Additional Benefits:

Court Duty -- Payment of salary during times served as witness or during jury duty.

Bereavement Leave -- Up to five days of paid leave for the death of an immediate family member.

Holidays -- 15 per year.

Vacation -- Employees with 1-10 years of service: 2 weeks a year, capped at four weeks.

Employees with 11-20 years of service: 3 weeks a year. Employees with over 20 years service: 4 weeks a year.

- *District Manager:* Currently has accrued 178.11 vacation hours.
- *Office Administrator:* Currently has accrued 97.015 vacation hours.
- *Admin. Assistant:* Currently has accrued 89.604 vacation hours.
- *Operations Supervisor :* Currently has accrued 53.17 vacation hours.
- *Distribution Operator:* Currently has accrued 43.495 vacation hours.

Sick Leave -- Up to 12 days (96 hours) per year.

Insurance -- Paid health, dental, and vision insurance for employees and family, including an Employee Assistance Program (EAP) benefit.

Pension Plan -- Retirement benefits provided through participation in the Federal Social Security System and CalPERS.

Clothing Allowance -- Distribution Operators receive \$500 clothing allowance per year.

Cell Phone Allowance -- Distribution Operators receive \$960 cell phone allowance per year.

*Please note that a full list of benefits can be found in the current Employee Handbook Policy and Procedure Manual, dated August 18, 2015.*

## PROPOSED EMPLOYEE WAGES & BENEFITS 2026/2027

The following proposal represents the District Manager’s wage and benefit compensation recommendations for Fiscal Year 2026/2027.

### Employee Wages

Position	Hours per Week	Wage per Hour	Wage per Month	Other
District Manager	Salary	\$101.50	\$17,593.33**	
Office Administrator	35-40	\$40.15	\$6,089.42*	
Administrative Assistant	35-40	\$35.00	\$5,308.33*	
Operations Supervisor (D3 License)	35-40	\$65.00	\$9,858.33*	Plus \$20/day “On Call” pay
Distribution Operator	35-40	\$34.19	\$5,185.48*	Plus \$20/day “On Call” pay

\*Based on a 35-hour work week \*\* Based on 40-hour work week

To review all California Public Employees’ salaries, visit: <https://gcc.sco.ca.gov/>. Just type the name of the agency and review its compensation salaries. You can also click the link below to review 2024 compensation of Special Districts in Santa Cruz County: [Special Districts by County](#).

### Benefit Changes Proposed by the District Manager: NONE

**Additional Benefits:** Cell Phone Allowance - **No change** Court Duty - **No change**  
 Bereavement Leave - **No change** Holidays - **No change** Vacation - **No change**  
 Sick Leave - **No change** Insurance - **No change** Pension Plan -**No change**  
 Clothing Allowance -**No Change**

Please note that a full list of benefits can be found in the current Employee Handbook Policy and Procedure Manual, dated August 18, 2015.

**Conclusion:** Central Water District remains on sound financial footing and is debt free. The proposed wages and benefits are comparable to those offered by other agencies of similar size and for like positions. The proposed wages and benefits will be incorporated into the proposed FY 2026/2027 draft budget.

**Recommendation:** That, by RESOLUTION, the Central Water District Board of Directors approve the 2026/2027 Wage and Benefit Proposal.

**Attachments / Links:**

[Wage and Benefit Resolution](#)

[Step Pay Increase Structure](#)

[Consumer Price Index 10 Year Average](#)



RESOLUTION NO. 01-26

A RESOLUTION FIXING COMPENSATION AND THE STEP PAY INCREASE STRUCTURE FOR THE FISCAL YEAR 2026/2027 FOR DISTRICT EMPLOYEES

CENTRAL WATER DISTRICT

RESOLVED, by the Board of Directors of the Central Water District, Santa Cruz County, California, that the compensation for District employees, effective June 20, 2026, for Fiscal Year 2026/2027, be and is hereby fixed as follows:

Distribution Supervisor	\$65.00 hourly or \$118,300.00 annually, based on a 35-hour work week
Distribution Operator	\$34.19 hourly or \$62,225.80 annually, based on a 35-hour work week
Office Administrator	\$40.15 hourly or \$73,073.00 annually, based on a 35-hour work week
Administrative Assistant	\$35.00 hourly or \$63,700.00 annually, based on a 35-hour work week
District Manager	\$101.50 hourly or \$211,120.00 annually, based on a 40-hour work week

In addition to the above compensation, any employee given "On Call Duty" shall earn twenty dollars (\$20.00) for each day of duty, with time earned paid at the straight time rate.

\* \* \* \* \*

I certify that the foregoing resolution was duly adopted by the Board of Directors of the Central Water District, Santa Cruz County, California, at a meeting held on the 15th day of April, 2026, by the following vote:

AYES, Directors:

NOES, Directors:

ABSENT, Directors:

ABSTAIN, Directors:

ATTEST:

\_\_\_\_\_  
Marco Romanini, Secretary of the Board

APPROVED:

\_\_\_\_\_  
Robert Marani, Board President

# CENTRAL SANTA CRUZ COUNTY WATER DISTRICT

400 COX ROAD  
APTOS, CALIFORNIA 95003

Page #2 4-14-76

Accounts Payable: The Directors would like to know the \$5.50 carry charge on the Consildated Tire Warehouse bill.

Motion by Tom Kelley to pay Accounts Payable in the amount of \$5,060.20 plus salaries of \$1,778.81.  
Seconded by Ray AmRhein.  
Ayes: Unanimous

Conflict of Interest Code: The State Legislature requires a Public Hearing on the Conflict of Interest Code. A few changes were made in the Conflict of Interest Code. See Code for changes.

Motion by Tom Kelley to adopt Resolution #32, 75-76 Series, a resolution adopting the Conflict of Interest Code of the Central Santa Cruz County Water District as amended and corrected.  
Seconded by Walter Hickey.  
Ayes, and in favor of: Directors - Trengove, AmRhein, Randolph, Hickey, and Kelley.

New Business: Carl Miller Project. An hour long discussion was held concerning a line that Carl Miller wants to extend on Pleasant Valley Road.

Motion by Ray AmRhein to approve Ivan Parker's plan in concept coupled with the reccommendations of Mark Thomas & Co. that the Board will require a loop from the Pleasant Valley extension to Villa Manizal.  
Seconded by John Randolph.  
Ayes: Unanimous.

Cash Report: Motion by Walter Hickey to file cash report.  
Seconded by Ray AmRhein.  
Walter Hickey recinds his motion and Ray AmRhein recinds his second.  
The cash report is going to be held over until they are straightened out.

Motion by Tom Kelley to approve payment of Rob Roy bonds to Gross & Co. for \$3,060.90 and Louis Keton for \$2,939.41.  
Seconded by Walter Hickey.  
Ayes: Unanimous.

The regular meeting was adjourned at 11:25 into a Personell Session.

The regular meeting was called aback to order at 12:00 a.m.

A small discussion was held on meter #754. The Board feels that the Manager should decide whether or not he can safely read meter #754.

# CENTRAL SANTA CRUZ COUNTY WATER DISTRICT

400 COX ROAD  
APTOS. CALIFORNIA 95003

Page #3 4-14-76

Motion by Ray Amrhein that the Manager make a full report on the Gregg Subdivision. That he further notify the attorneys of the situation.

Seconded by Walter Hickey.

Ayes: Unanimous.

The regular meeting was adjourned at 12:10 in to an Executive Session.

The Executive Session was adjourned into a Personell Session at 12:50 a.m.

The Personell Session was adjourned in to a regular meeting at 1:35 a.m.

The Regular Meeting of the Board of Directors of the Central Santa Cruz County Water District was adjourned to April 16, 1976 at 8:00 a.m.



Vicki J. Silva - Sec. to the Board